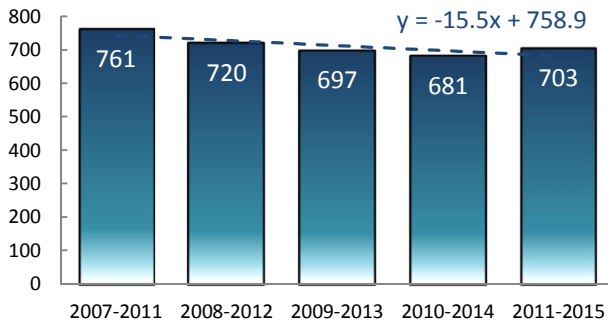


SOUTH CAROLINA TRAFFIC FATALITY REPORT FOR 2015

Statistics through October 2015

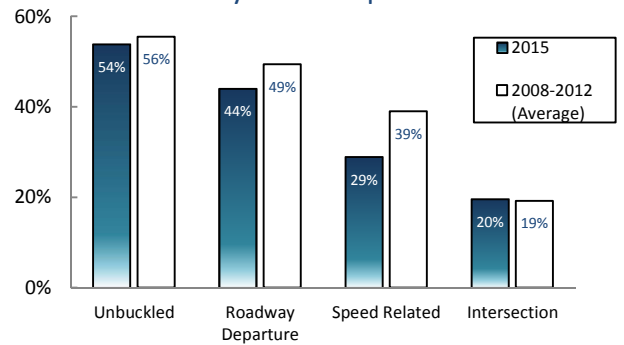
(All 2015 data is preliminary)

Jan - Oct Five-year Average Fatality Trends



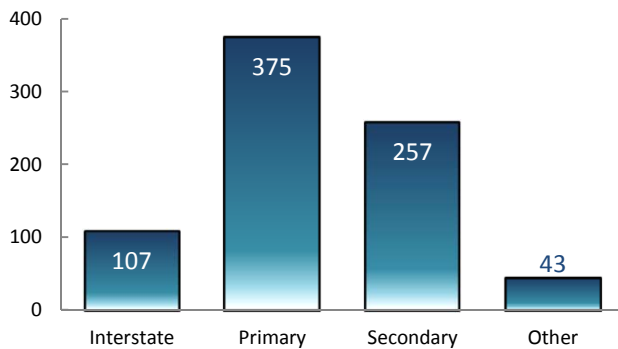
The traffic fatality total through October is 782, which is 103 more than last year. The federal performance measure of five year rolling average for fatalities continues on a downward trend.

Fatalities by SHSP Emphasis Area



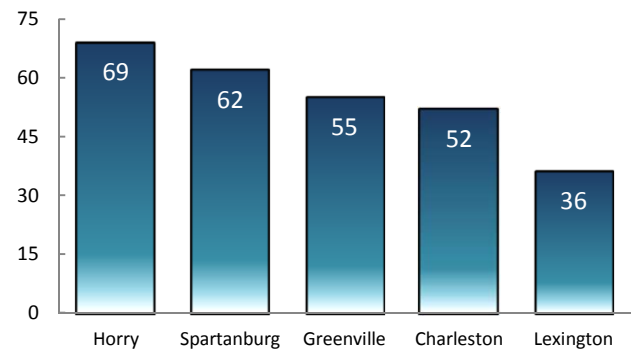
Lack of use of seatbelt is the most common factor that contributes to highway fatalities.

Fatalities by Route Category



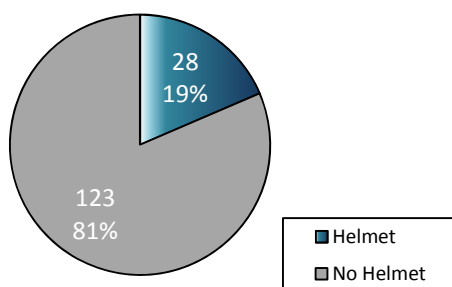
Traffic fatalities on primary roads are 97 more than last year.

Top Fatality Counties



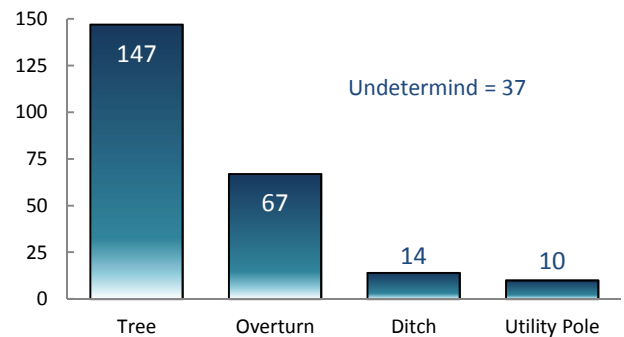
Saluda county remains as only county without a reported traffic fatality in 2015. Spartanburg (+30) and Horry County (+20) have experienced the greatest increase from 2014.

Motorcycle/Moped Fatalities by Helmet Usage



Motorcycle fatalities are up nearly 50% since last year.

Top Fatal Roadway Departure Crash Events



There were 22 fatalities last month that involved a vehicle hitting a tree. Tree involved fatalities are up more than 50% over last year.